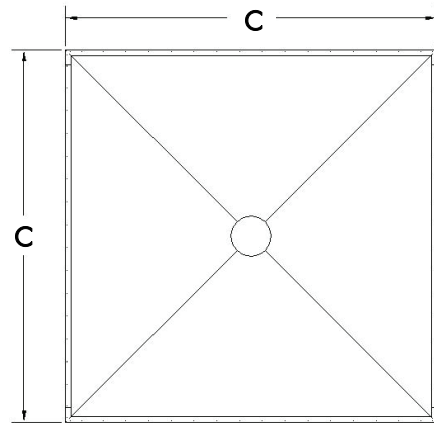
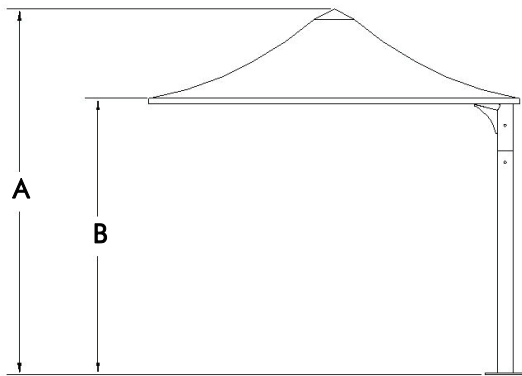


FLEXSHADE[®] Quartet[™]

- Features:**
- Fire Rated PVC with PVDF Top Finish.
 - Zinc & Powder Coated Steelwork.
 - Stainless Steel Cables & Fittings.
 - Minimal Footings for Area Covered.
 - Designed to ASCE7 and AS1170 Code and to comply with other Codes worldwide for 160km/hr (100mph) wind speed.

Quartet[™] Cantilever Curtain Series

Square Module Quartet*CS

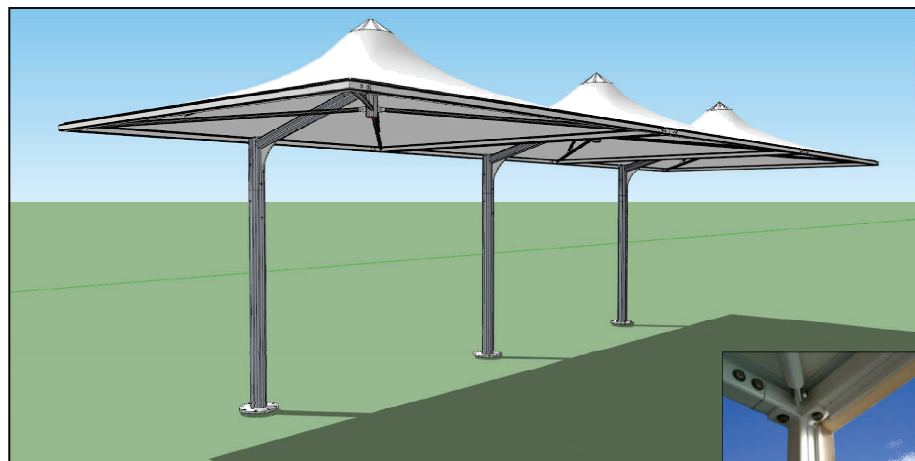



Min Edge Member Size: 50 x 50mm

SHIPPING

TYPE	*A	*B	*C	DIMENSIONS	WEIGHT
Quartet *8CS	3085	2400	2550	3010 x 420 x 475 mm	224 kg
Quartet *10CS	3180	2400	3275	3280 x 420 x 475 mm	254 kg
Quartet *14CS	3575	2400	4275	3010 x 420 x 475 mm	309 kg
Quartet *5MCS	3825	2400	5000	3550 x 420 x 630 mm	437 kg

Quartet[™]CS - Continuous Flexshade[®] Quartet[™] CS modules can be customised with a single membrane to provide larger weatherproof cover.



Flexshade[®] Quartet*CS[™] can be designed to suit specific customer requirements for height and plan dimension.



An Activity of **TENSION SPAN STRUCTURES PTY LTD** ABN 20 050 400 836
Ph: (07) 3854 1900 Intl Ph: +61 7 3854 1900 Fax: (07) 3265 4946
Email: sales@flexshade.com Web: www.flexshade.com



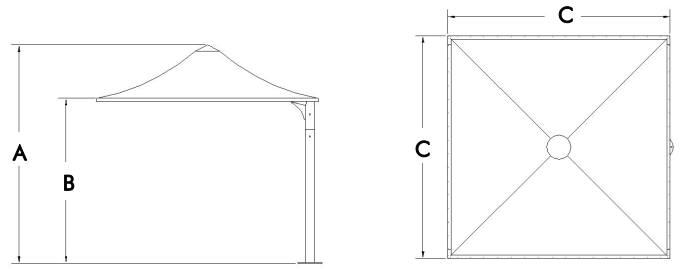
Technical Specifications Quartet™ Range

Q*8CS, Q*10CS, Q*14CS, Q*5MCS SQUARE

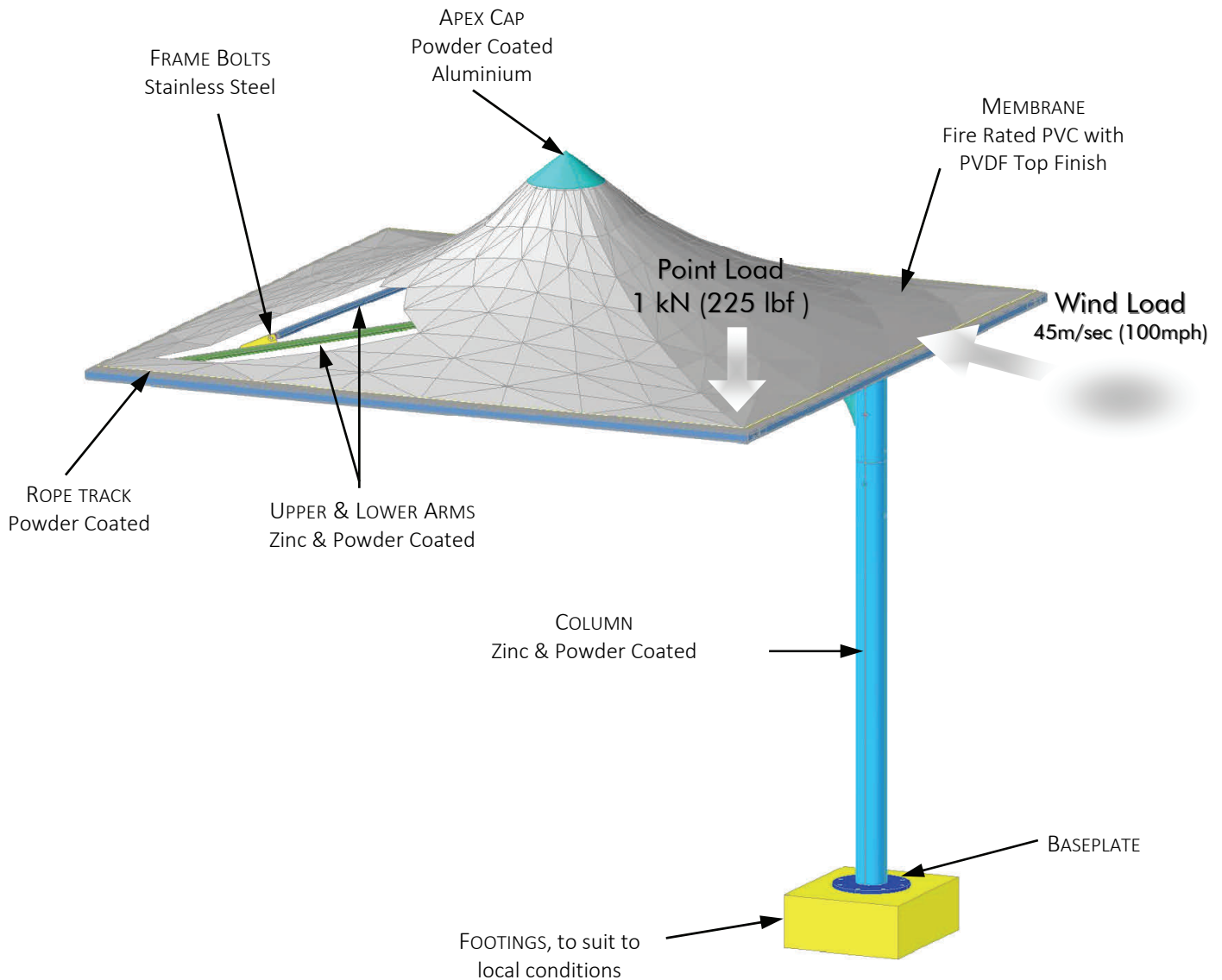
Wind Rating : 45m/sec (100mph)
Exposure B to ASCE 7

Point Load : 1kN (225lbf) at Corner

Plan Areas : Q*8C - 6.2 sq.m (67 sq.ft)
Q*10C - 10.7 sq.m (115 sq.ft)
Q*14C - 18.3 sq.m (197 sq.ft)
Q*5MC - 25.0 sq.m (269 sq.ft)



TYPE	A	B	C
Q*8CS	3085 mm 10' 1"	2400 mm 7' 10"	2550 mm 8' 2"
Q*10CS	3180 mm 10' 5"	2400 mm 7' 10"	3275 mm 10' 9"
Q*14CS	3575 mm 11' 8"	2400 mm 7' 10"	4275 mm 14'
Q*5MCS	3825 mm 12' 6"	2400 mm 7' 10"	5000 mm 16' 5"



Flexshade® Quartet*CS™ can be designed to suit specific customer requirements for height and plan dimension.
Standard specifications may change without notice.