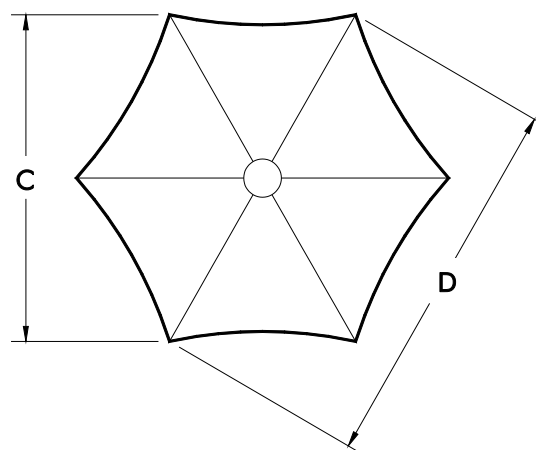
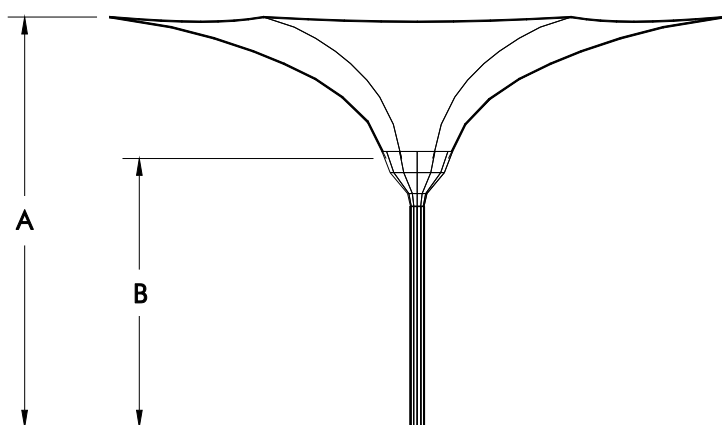


FLEXSHADE® Lotus™

- Features:**
- Fire Rated PVC with PVDF Top Finish.
 - Galvanized & Powder Coated Steelwork.
 - Stainless Steel Cables & Fittings.
 - Complete Internal Water Drainage.
 - No Guttering Necessary, No Drip Edges.
 - Designed to ASCE7 and AS1170 Code and to comply with other Codes worldwide for 160km/hr (100mph) wind speed.

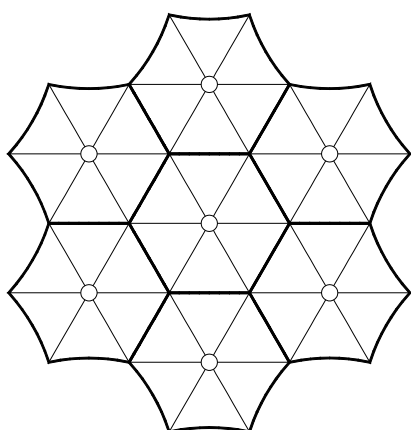
Lotus™ Series

Hexagonal Module Lotus 14, 19, 25



TYPE	*A	*B	*C	*D	SHIPPING	
					DIMENSIONS	WEIGHT
Lotus *14	2880	1900	3695	4270	3226 x 525 x 525 mm	165 kg
Lotus *19	3330	2245	5015	5790	3226 x 525 x 525 mm	350 kg
Lotus *25	3750	2000	6600	7620	4500 x 750 x 750 mm	700 kg

Lotus™ Cluster Flexshade Lotus™ modules can be connected to provide weatherproof cover.



Flexshade Lotus™ can be designed to suit specific customer requirements for height and plan dimension.



An Activity of **TENSION SPAN STRUCTURES PTY LTD** ABN 20 050 400 836
Ph: (07) 3854 1900 Intl Ph: +61 7 3854 1900 Fax: (07) 3265 4946
Email: sales@flexshade.com Web: www.flexshade.com



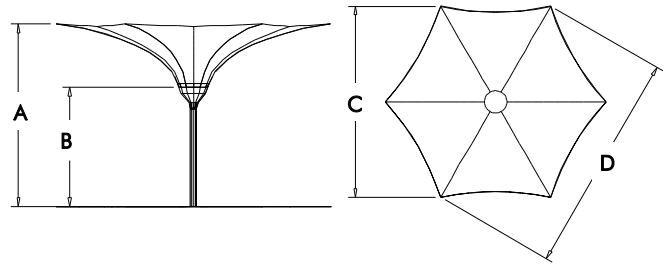
Technical Specifications

Lotus™ Range

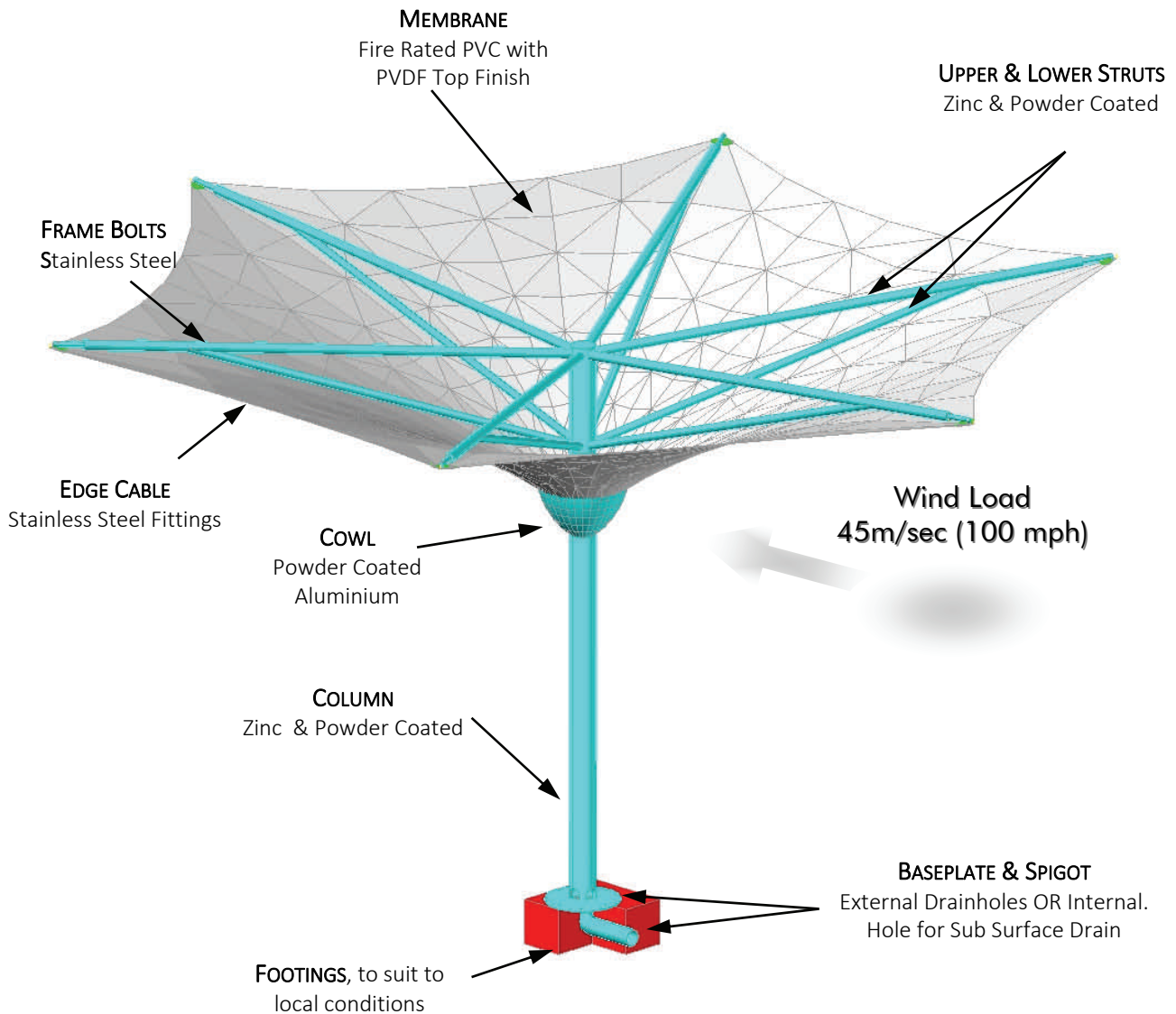
LOTUS - L*14, L*19, L*25

Wind Rating : 45m/sec (100mph)
Exposure B to ASCE 7

Plan Areas : L*14 - 11 sq.m (118 sq.ft)
L*19 - 19 sq.m (204 sq.ft)
L*25 - 32 sq.m (344 sq.ft)



TYPE	A	B	C	D
L*14	2880 mm 9' 5"	1900 mm 6' 3"	3695 mm 12' 4"	4270 mm 14' 3"
L*19	3330 mm 11' 6"	2245 mm 7' 4"	5015 mm 16' 6"	5790 mm 19'
L*25	3750 mm 12' 3"	2000 mm 6' 7"	6600 mm 21' 7"	7620 mm 25'



Flexshade® Lotus™ can be designed to suit specific customer requirements for height and plan dimension.
Standard specifications may change without notice.